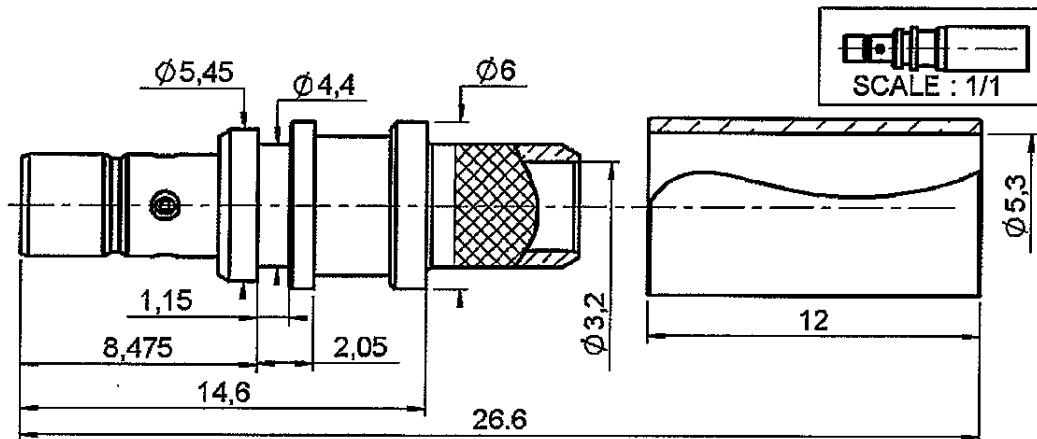


STRAIGHT JACK CRIMP TYPE

CABLE 5/75 S

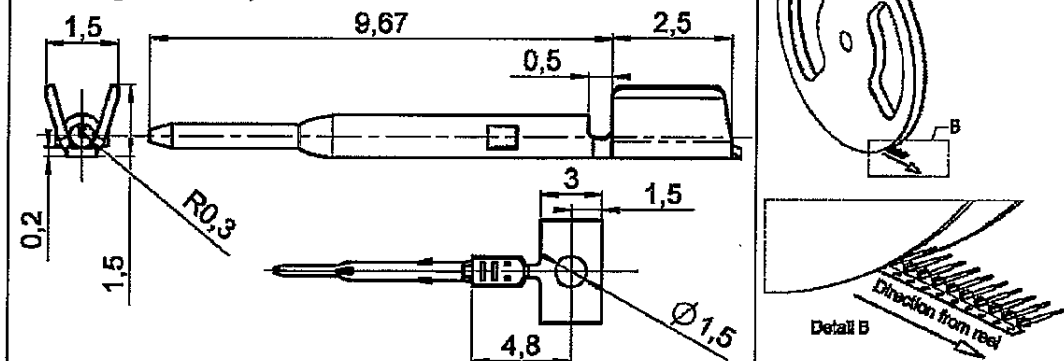
R114.247.375

Series : SMB
CARLOCK



Stamped and formed center contact to be ordered and delivered separately P/N 250.56.172

- Tape & reel packaging by 10000
- Diameter of the reel: 600 mm
- Pitch between contacts: 5 mm
- Plating for contact area :Gold 0.5 over Nickel2
- Plating for crimp area :Tin 1 over Nickel 2



All dimensions are in mm.



COMPONENTS	MATERIALS	PLATINGS (µm)
BODY	BRASS	NICKEL 2
CENTER CONTACT	BRONZE	SELECTIVE GOLD+ SELECTIVE TIN
OUTER CONTACT	-	-
INSULATOR	TPX	-
GASKET	-	-
OTHERS PARTS	BRASS	NICKEL 2
-	-	-
-	-	-

Issue : 0514 A

In the effort to improve our products, we reserve the right to make changes judged to be necessary.



STRAIGHT JACK CRIMP TYPE

CABLE 5/75 S

R114.247.375

Series : **SMB
CARLOCK**

PACKAGING

Standard	Unit	Other
100	'W' option	Contact us

SPECIFICATION

QS9000

ELECTRICAL CHARACTERISTICS

Impedance	50	Ω
Frequency	0-4	GHz
VSWR	TBD + 0,0000	x F(GHz) Maxi
Insertion loss	TBD	\sqrt{F} (GHz) dB Maxi
RF leakage	- (NA	- F(GHz)) dB Maxi
Voltage rating	335	Veff Maxi
Dielectric withstanding voltage	1000	Veff mini
Insulation resistance	1000	M Ω mini

CABLE ASSEMBLY

Stripping	a	b	c	d	e	f
mm	3,00	5,50	10.5	0,00	7,50	0,00

Assembly instruction : **See Pages 3&4**

Recommended cable(s)

Cable 5/75, FILOTEX part number 2PF795

MECHANICAL CHARACTERISTICS

Center contact retention		
Axial force – Mating end	10	N mini
Axial force – Opposite end	10	N mini
Torque	NA	N.cm mini

Characteristics indicated on this data sheet are those that can be achieved with the highest performance cable. Intrinsic limitations of the cable may diminish the performance of the assembly

Cable retention

- pull off	150	N mini
- torque	NA	N.cm

TOOLING

Part Number	Description	Hexagon
.	.	.
R282.293.000	CRIMPING TOOL	
R282.235.011	CRIMPING DIES	5.41

Recommended torque		
Mating	NA	N.cm
Panel nut	NA	N.cm
Clamp nut	NA	N.cm
A/F clamp nut	0,0000	mm

Mating life	25	Cycles mini
Weight	2,5360	g

OTHERS CHARACTERISTICS

THIS COAX CAN BE USED WITH
FAKRA2 JACK HOUSING R197.132._90
(replaced the _ by the coding letter)

ENVIRONMENTAL

Operating temperature	-40/+90	$^{\circ}$ C
Hermetic seal	NA	Atm.cm3/s
Panel leakage	NA	

Issue : **0514 A**

In the effort to improve our products, we reserve the right to make changes judged to be necessary.



STRAIGHT JACK CRIMP TYPE

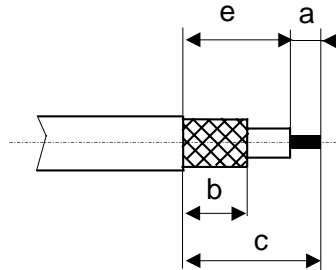
R114.247.375

CABLE 5/75 S

Series : SMB
CARLOCK

RECOMMENDED MOUNTING PROCEDURE

1




a : inner conductor stripping dimension.
b : braid stripping dimension.
c : jacket stripping dimension.
e : dielectric stripping dimension.

• Strip the cable


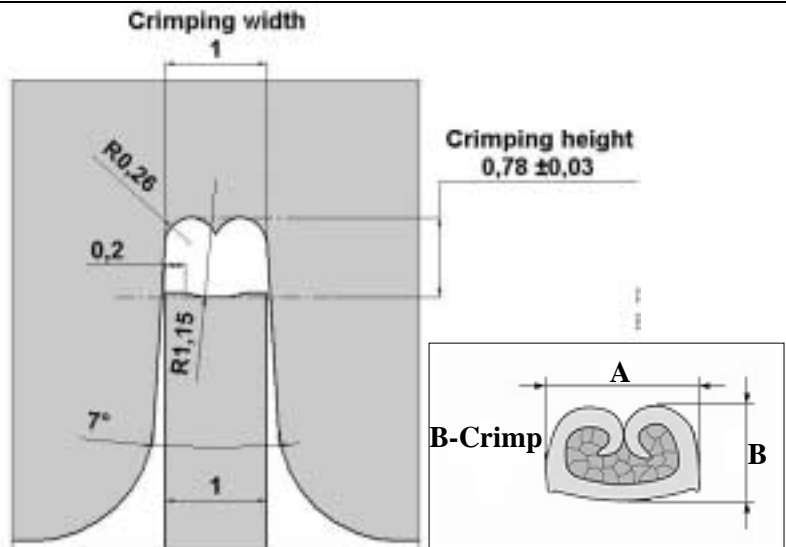

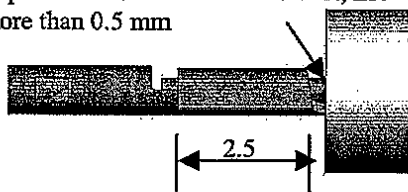
2

• Crimp the centre contact with crimping dies as described ,using standard mini applicator .
FOR INFORMATION ONLY: we are using a mini applicator from SES SCHLEUNIGER but our contact can be used with any mini applicators

• check the crimping height $B=0.78 \pm 0.03$ and the crimping width $A=1 \pm 0.05$ of the center contact.



Dielectric of the cable must be as close as possible from the centre contact, not more than 0.5 mm



Mini applicator

Issue : 0514 A

In the effort to improve our products, we reserve the right to make changes judged to be necessary.




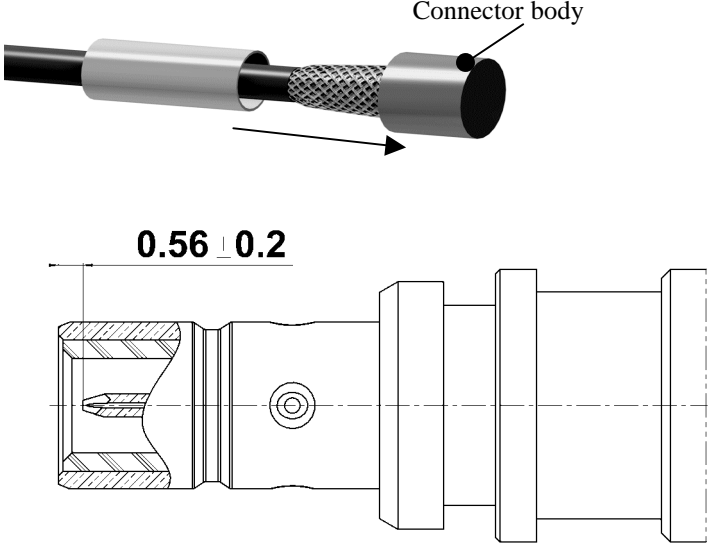

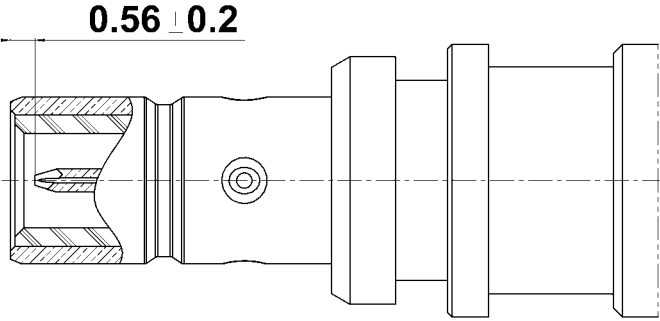
STRAIGHT JACK CRIMP TYPE

R114.247.375

CABLE 5/75 S

Series : SMB
CARLOCK

RECOMMENDED MOUNTING PROCEDURE

<p>3</p> <ul style="list-style-type: none"> • Slide the ferrule • Fan the braid 	
<p>4</p> <ul style="list-style-type: none"> • Slide the cable into the connector body until the center pin reach the dimension 0.56 ± 0.2 	 <p>Connector body</p> <p>0.56 ± 0.2</p>
<p>5</p> <ul style="list-style-type: none"> • Slide the ferrule over the braid • Crimp the ferrule with crimping tool R282.293.000 or crimping tool M22520/5-01 +dies R282.235.011(Hex:5.41) 	
<p>6</p> <ul style="list-style-type: none"> • Check the position of the center contact between the top of the body and the top of the center contact : 0.56 ± 0.2. 	 <p>0.56 ± 0.2</p>

Issue : 0514 A

In the effort to improve our products, we reserve the right to make changes judged to be necessary.

